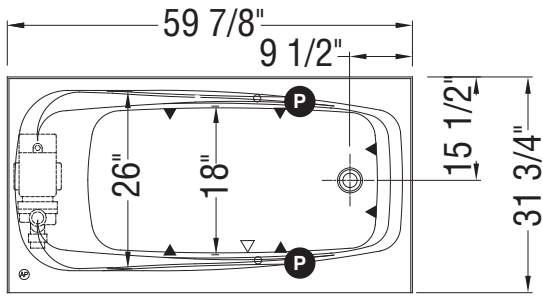
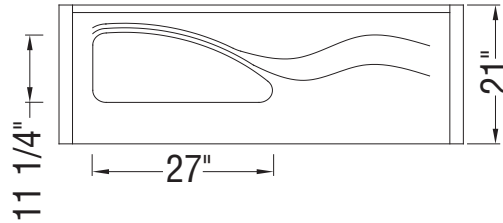
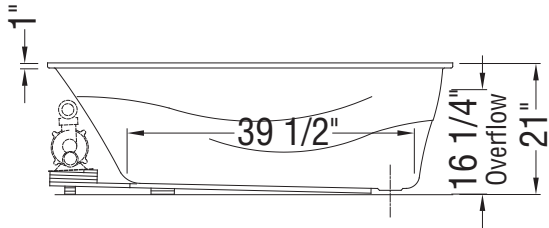
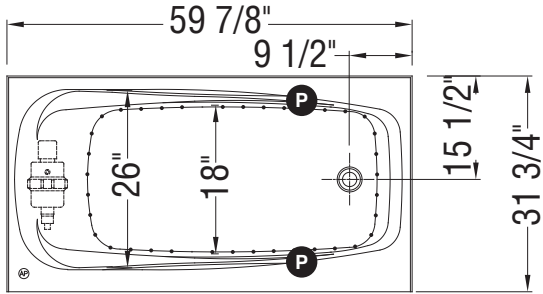


WHIRLPOOL SYSTEM



AIR SYSTEM



- Ⓟ : Indicates optional grab bar positioning
- (▲): Indicates Whirlpool jets positioning
- (•): Indicates airjets positioning
- (▽): Indicates suction positioning

All dimensions are approximate. Structure measurements must be verified against the unit to ensure proper fit.