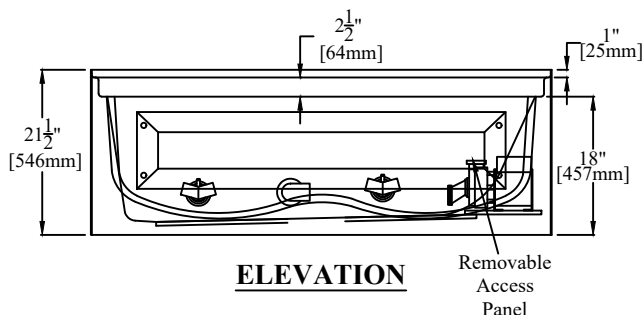
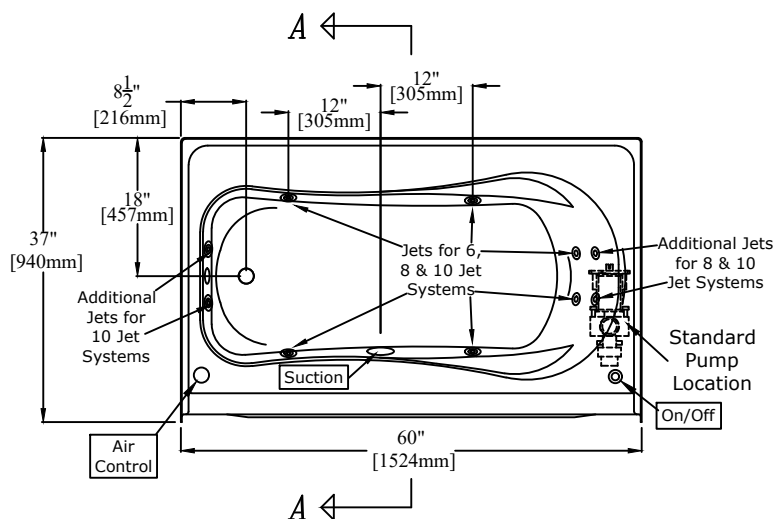
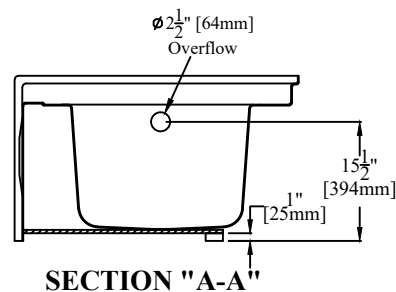


Attention: Engineering change - Orders placed after 11-21-2019 will have on/off & air controls and suction in an improved location (shown below).



*** For clarity, ***
the whirlpool piping
has been omitted
from this drawing



PLAN

60" [1524mm] Bathtub

w/ 18" [457mm] Apron, Molded Arm Rests,

Removable Access Panel, & 6, 8 or 10 Jet Whirlpool Package

Left Hand Version (RE3660LA:6, RE3660LA:8
or RE3660LA:A) Shown

PRODUCT SPECIFICATIONS:

- * Certified to meet CSA B45.5/IAPMO Z124 Standard.
- * Product has a Class B fire rating as determined by ASTM E-84 test method.
- * Reinforced & slip resistant floor.
- * Integral 1" [25mm] nailing flange.
- * Factory drilled 2 1/2" [64mm] overflow.
- * Spacious bathwell with molded arm rests.
- * Removable access panel.
- * Bathwell Dimensions (At Top): W-54 1/2" [1384mm]
D-21 3/4" [553mm] (At narrowest spot)
H-16" [406mm]
- * Bathwell Dimensions (At Bottom): W-45" [1143mm]
D-18 3/4" [476mm]
- * Bathwell Capacity (At Overflow): 48 gal. [182L]
- * Water Level (At Overflow): 12 1/2" [318mm]
- * This unit is available without an overflow model becomes (RE3660LAM:6, RE3660LAM:8, RE3660LAM:A, RE3660RAM:6, RE3660RAM:8 or RE3660RAM:A).
- * This unit is available without a removable access panel model becomes (RE3660L:6, RE3660L:8, RE3660L:A, RE3660R:6, RE3660R:8 or RE3660R:A).
- * All dimensions +/- 1/2" [12.8mm]
- * Clarion Bathware reserves the right to change design and/or dimensions.
- * Dimensions are the same for RE, MP, and all other versions of this model.

Angel

**RE3660LA:6, RE3660RA:6, RE3660LA:8, RE3660RA:8,
RE3660LA:A, or RE3660RA:A**

**60" [1524mm] Bathtub w/ 18" [457mm] Apron, Molded Arm Rests,
6, 8, or 10 Jet Whirlpool Package, Left or Right Hand Drain, & Removable Access Panel**

Clarion
BATHWARE
44 Amsler Ave.
Shippensburg, PA 16254

Phone: (814) 226-5374
Toll Free: (800) 576-9228
Fax: (814) 226-0730
www.clarionbathware.com

Signatures For Approval:

Customer: _____

Arch./Engr: _____

Quote #: _____

Job Name: _____

Date: _____

Dwg. #
RE3660LA or RA
-6,8,&10 JETCUT

Dwg. By: CAL
DATE: 5/4/2021

*** IMPORTANT NOTICE ***

Clarion Bathware reserves the right to change the design and/or dimensions of its products at any time. This drawing may have been updated since this publication was issued. Before placing an order for any product, refer to our website at www.clarionbathware.com to obtain the most current drawings for any products that you wish to purchase. Compare the date of revision of the drawing that you have with the one on the drawing on our website. If you do not have internet access, please call your sales representative or Clarion Bathware's sales department at 1-800-576-9228.