



16 GAUGE STAINLESS STEEL

FIVE STATION A.D.A. WALL MOUNTED SINK WITH TUBULAR SUPPORTS

ELECTRONIC OPERATED



Item #: _____ Qty #: _____
 Model #: _____
 Project #: _____



A.D.A. COMPLIANT



K-175 Electronic Faucets Included On All "EF" Models

FEATURES:

- 8 1/2" high backsplash.
- 5" sink bowl depth.
- Two stainless steel "Z" brackets supplied each unit.
- Two K-6 3 1/2" rear basket drains.
- Four tubular stainless steel support brackets that allow full clearance underneath.

Electronic Operated: Includes five K-175 Electronic Faucets.

CONSTRUCTION:

- All TIG welded.
- Welded areas blended to match adjacent surfaces and to a satin finish.
- Die formed tubular wall brackets.

MATERIAL:

- All 16 gauge type "304" stainless steel.
- 1 5/8" tubular "304" stainless steel wall brackets.
- Stainless steel gussets.

MECHANICAL:

Single faucet hole punch at each station.

Model #	Length	# of Faucets	# of Wall Supports	Wt.	Cu. Ft.
FC-WM-100EFADA	100"	5	4	150 Lbs.	35

[Click Here For Install Guide](#)



MULTI-STATION ACCESSORIES & REPLACEMENT PARTS

Model	Description	QTY:
K-6	3 1/2" Drain (1 1/2" I.P.S.)	_____
K-06	Splash Mount Faucet Mounting Kit	_____
K-13	Stainless Steel Soap Dispenser (Wall Mount Only)	_____
K-175	Single Hole, Splash Mounted 3-1/2" Electronic Faucet	_____
K-411	Strainer Plate for 3-1/2" Drain	_____
K-508	Special Sizing Charge (<i>Larger Size Cut Down To Smaller Size</i>)	_____
TA-19	Adjustable Stainless Steel Wall Mount Flange	_____




K-175



K-13



K-6



K-411



K-06

= Ships UPS

Standard Faucets conform to NSF 61 Standard 9 and compliance to AB 1953 Standards.

WARNING: Equipment that include faucets on this page may contain a chemical known to the State of California to cause cancer, birth defects or other reproductive harm.



Customer Service Available To Assist You 1-800-645-3166 8:30 am - 7:00 pm E.S.T.

For Orders & Customer Service:

Email: customer@advancetabco.com or Fax: 631-242-6900

For Smart Fabrication™ Quotes:

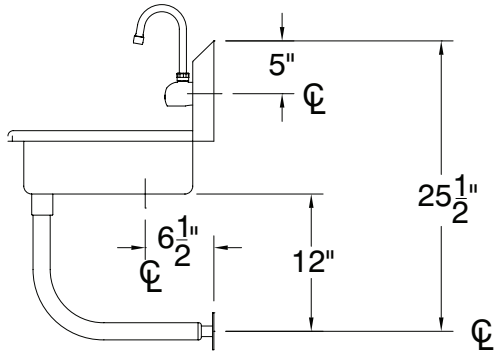
Email: smartfab@advancetabco.com or Fax: 631-586-2933

DETAILS and SPECIFICATIONS

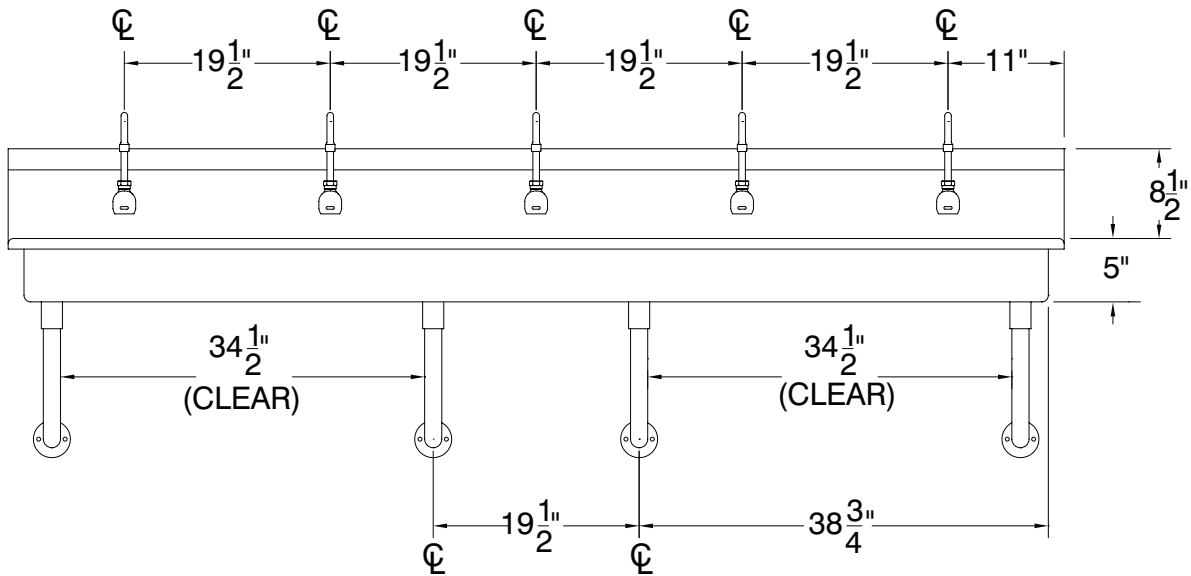
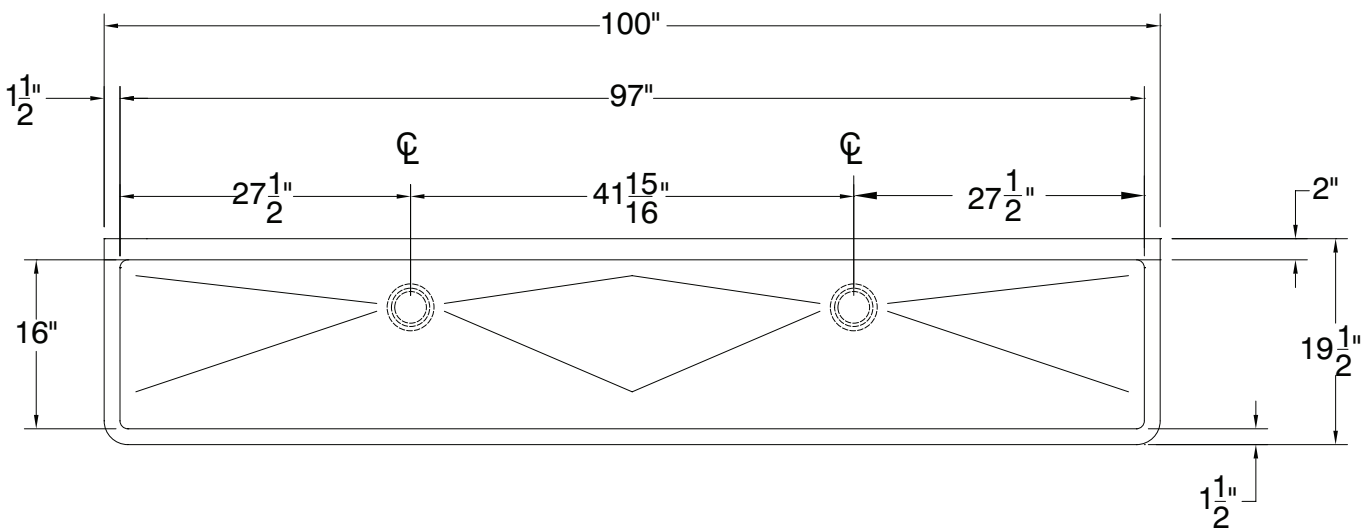
TOL ± .500"

ALL DIMENSIONS ARE TYPICAL

FC-WM-100EFADA



A.D.A.
COMPLIANT



150 Lbs.

